



PREMIER FOOD AND MACHINERY.CO.LTD
68/76-77 Moo5 Rama2Rd., Jomthong Dist, Bangkok 10150 Thailand
Tel (66-2)476-6901, 477-1045, 476-9690, 877-0525-7

LITEMAN
Mobile Lighting

NATIONNAL RESERVE

(UNIVERSAL ANTI-GLARE BALLOON LIGHT)

PB3000BT

- Metal Halite Lamp 1000W x 3 lamps can be used with home electric system 220 Vol/50Hz and generator.
- Anti-glare, shadow less, high luminance (330,000 lm) and large scale illumination in range of 360°. Safe for driver's eyes and easy to recognize the construction site in the distance and guarantees safety construction
- Light pollution-free. It protects the environment and improves construction conditions.
- Advertisement can be made on the surface of balloon to improve enterprise's popularity.
- Applicable for the safety construction of highways, expressways and airport.
- Equipped with generator available for diesel and gasoline engine, more flexibility, more professional.
- Adopts manual mechanical lifting mast: 3 stages up to 9.2m, 360° rotation.
- Safety Winch combine with the green winch with steel wire rope and the green lid.
- Mast Safety Lock: catches the mast in the event of the lifting wire rope breaking to protect the fallen of mast and balloon light.
- Tractive design; loading and unloading configuration: hoisting ring & forklift holes
- There are 5 Outriggers support legs, thickened box, can be decomposed Trailer traction rod & easy transportation.
- Balloon construction: adopted reliable performance & high pressure & double-fan & foldable & stronger wind resistance. Maximum inflatable: Diameter 1110mm, High 770mm.
- Balloon envelop is made up of exclusive & rain proof & import fabric Nylon materials, better light transmission, rain proof, sun protection, anti-aging and toughness etc.
- Standard equipped with inflatable, high performance tires. More accord with complex traffic environment to use, such as disaster areas.
- Heavy-duty winch design and manual winch for raising and lowering mast.
- Emergency shutdown protection and Residual current device (RCD) protection.
- Separate lockable, weather protected, powder-coated steel door.
- Maximum inclination working is not more than 10°.
- Anti-wind for 8m/s.





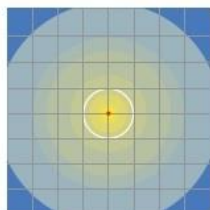
PREMIER FOOD AND MACHINERY.CO.LTD
68/76-77 Moo5 Rama2Rd., Jomthong Dist, Bangkok 10150 Thailand
Tel (66-2)476-6901, 477-1045, 476-9690, 877-0525-7

LITEMAN
Mobile Lighting

PB 3000BT

Illumination for large area

As glare-free light of the balloon reaches over 360 degrees and to a long distance, Larger area can be illuminated safe and comfortably.



- Glare-free Lighting
- 360° Illumination
- Large Light Source
- Wide Coverage

Coverage area (1grid = 10m)



Foldable balloon cover



SAFETY LOCK
catches the mast in the event of the lifting wire breaking.




Operation waring



Foldable balloon



Balloon structure



Warning light



Battery connection switch




Box screw fixed assembly



Standby socket connects 220VAC converter



Control system



Mast automatic locking device




Extra fuel tank




Retractable leg




Off-road suspension




Fixed rubber torsion shaft



International standard external power supply



Top class engine



LED taillights

Feature of balloon light

1. SAFE



Glare-free lighting

Balloon Light gives enough light to a work area but eyes are never blinded by glare even if seeing the light directly. It is friendly to surrounding traffic.

2. EFFICIENT



Wide area & 360 degree illumination

Balloon Light can radiate the homogeneous light far and wide from the balloon to all directions.

3. COMFORT



Large light source

Balloon Light that forms less darker shadow is also comfortable for the workers.

4. VERSATILE

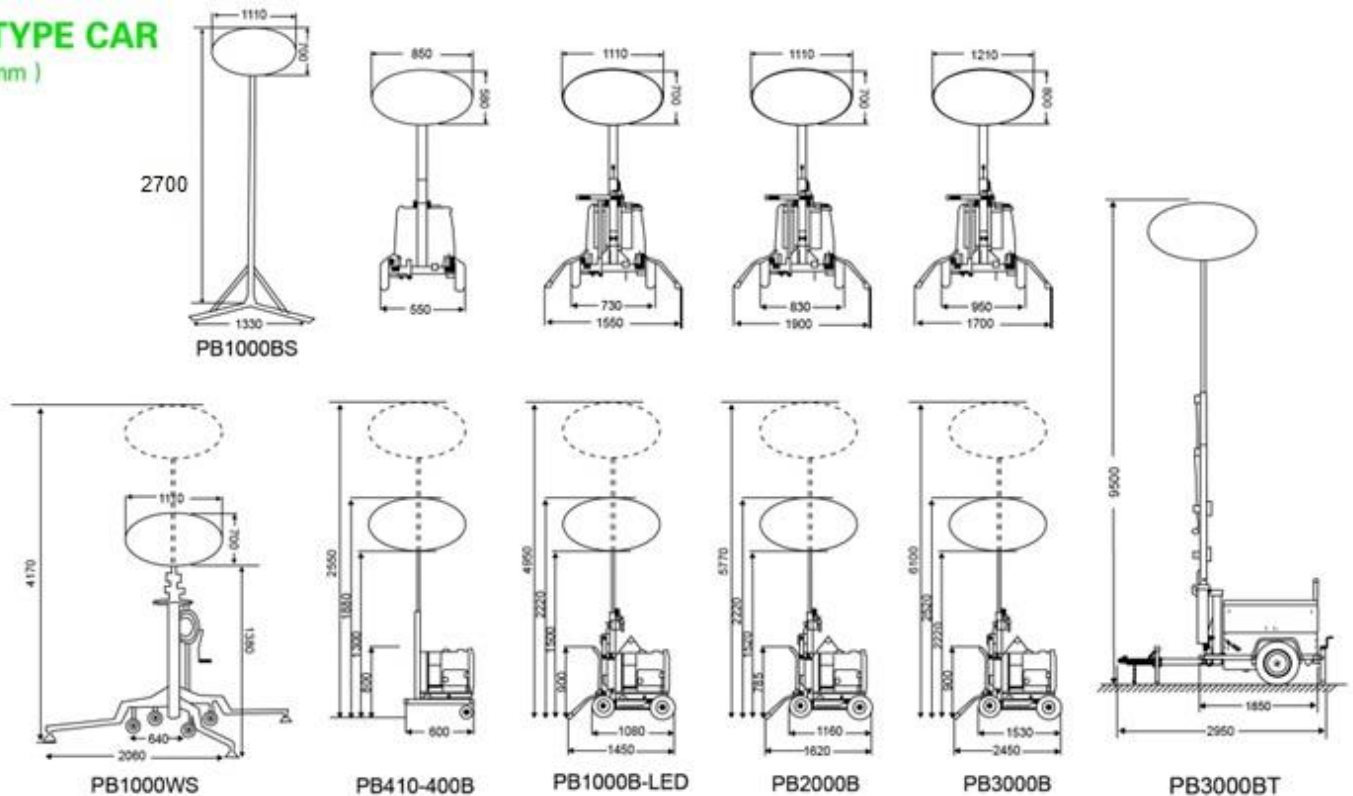


Message strip

Since Balloon Light has integral Velcro fastener, "message strip" can be quickly attached with no tools.

BALL TYPE CAR

UNIT: (mm)





PREMIER FOOD AND MACHINERY.CO.LTD
68/76-77 Moo5 Rama2Rd., Jomthong Dist, Bangkok 10150 Thailand
Tel (66-2)476-6901, 477-1045, 476-9690, 877-0525-7



BALLOON LIGHT SPECIFICATIONS

Items \ Model		PB410-400BLED	PB1000BA		PB1000BS-LED		PB1000BWS-LED		PB1000B-LED		PB2000B		PB3000B	PB3000BT	
Generator	Type	YAMAHA EF1000	HONDA EC2600CX	YAMAHA EF2600FW	HONDA EG4000CX	YAMAHA EF4000FW	HONDA EC2600CX	YAMAHA EF2600FW	YAMAHA EF2600FW		HONDA EG4000CX	YAMAHA EF4000FW	HONDA EG5000CX	PB3000BT KD E6600E	YAMAHA EF5200EFW
	Rated voltage	220V	220V		230V	220V	220V		220V		230V	220V	230V	220V	220V
	Rated frequency	50HZ	50HZ		50HZ	50HZ	50HZ		50HZ		50HZ	50HZ	50HZ	50HZ	50HZ
	Rated ouput	0.7KVA	2.0KVA	2.0KVA	3.2KVA	2.9KVA	2.0KVA	2.0KVA	2.0KVA		3.2KVA	2.9KVA	4.0KVA	5.5KVA	3.8KVA
	Maximum output	0.9KVA	2.2KVA	2.3KVA	3.6KVA	3.3KVA	2.2KVA	2.3KVA	2.3KVA		3.6KVA	3.3KVA	4.5KVA	5.8KVA	4.5KVA
	Fuel	93#Gasoline	93#Gasoline		93#Gasoline		93#Gasoline		93#Gasoline		93#Gasoline		93#Gasoline	Diesel	Gasoline
	Fuel consumption	0.5L/hr	1.13L/hr	1.2L/hr	2.0L/hr	2.0L/hr	1.13L/hr	1.2L/hr	1.2L/hr		2.0L/hr	2.0L/hr	2.5L/hr	2.7L/hr	2.6L/hr
	Working hours	7.7hr	13hr	10hr	11.9hr	11.9hr	13hr	10hr	10hr		11.9hr	11.9hr	9.5hr	37hr	9.7hr
	Fuel tank capacity	3.8L	15L	12L	25L	24L	15L	12L	12L		25L	24L	24L	100L	25L
	Net weight	23kg	45kg	42kg	79kg	71kg	45kg	42kg	42kg		79kg	71kg	82.5kg	100kg	88kg
Light Tower Body	Watt x number	180W x 1Lamps		1,000W x 1Lamps		LED 1000w		LED 1000w		LED 1,000W		1,000W x 2Lamps		1,000W x 3Lamps	
	Total luminousness	36,000lm		110,000lm		220,000lm		220,000lm		220,000lm		220,000lm		330,000lm	
	Number of expandable	2		Bend type		3		4		4		5		5	
	Length of expandable	2,750mm		1,385-3,630mm		1,725-6,100mm		1,280-4,170mm		2,220-4,960mm		2,220-5,770mm		3,000-6,100mm	
	Retracted LWH	1,100 x 550 x 800mm		-- --		-- --		530 x 530 x 1,280mm		1080 x 780 x 1,660mm		1,160 x 830 x 1,670mm		1,530 x 960 x 2,200mm	
	Maximum inclination	< 10°		< 10°		< 10°		< 10°		< 10°		< 10°		< 10°	
	Anti-wind	≤6		≤6		≤6		≤6		≤6		≤6		≤6	
Total weight		45kg		59kg		70kg		75kg		135kg		208kg		308kg	
		45kg		59kg		70kg		75kg		135kg		208kg		308kg	
		45kg		59kg		70kg		75kg		135kg		208kg		308kg	

FLOODLIGHT SPECIFICATIONS

Model		PB420F-LED	PB420-LED	PB440-LED	PB1200-LED	PB1300	PB1400TMW	PB1400THW	PB1600THMW-L	PB1800THW-LED	PB1800THMW-L-LED
Items											
Generator	Type	YAMAHA EF2600FW	YAMAHA EF2600FW	YAMAHA EF2600FW	YAMAHA EF2600FW	HONDA EG5000CX	DAISHIN SGB700H-Sa	KUBOTA D110S	KUBOTA D170S	KUBOTA D110S	KUBOTA D110S
	Rated voltage	220V	220V	220V	220V	230V	220V	220V	220V	220V	220V
	Rated frequency	50HZ	50HZ	50HZ	50HZ	50HZ	50HZ	50HZ	50HZ	50HZ	50HZ
	Rated output	2.0KVA	2.0KVA	2.0KVA	2.0KVA	4.0KVA	5.5KVA	8.4KVA	12.8KVA	8.4KVA	8.4KVA
	Maximum output	2.3KVA	2.3KVA	2.3KVA	2.3KVA	4.5KVA	6.0KVA	9.5KVA	15KVA	9.5KVA	9.5KVA
	Fuel	93#Gasoline	93#Gasoline	93#Gasoline	93#Gasoline	93#Gasoline	93#Gasoline	Diesel	Diesel	Diesel	Diesel
	Fuel consumption	1.2L/hr	1.2L/hr	1.2L/hr	1.2L/hr	2.5L/hr	2.8L/hr	2.3L/hr	2.8L/hr	2.3L/hr	2.3L/hr
	Working hours	10hr	10hr	10hr	10hr	9.5hr	9hr	48hr	37hr	48hr	48hr
	Fuel tank capacity	12L	12L	12L	12L	24L	25L	105L	105L	105L	105L
	Net weight	42kg	42kg	42kg	42kg	82.5kg	85kg	142kg	155kg	142kg	142kg
Light Tower Body	Watt x number	LED180x2	LED180x2	LED180x4	LED400x2	1,000W x 3 Lamps	1,000W x 4 Lamps	1,000W x 4 Lamps	1,000W x 6 Lamps	LED400W x 6	LED400W x 8
	Total luminousness	72,000lm	72,000lm	144,000lm	220,000lm	330,000lm	440,000lm	440,000lm	660,000lm	660,000lm	880,000lm
	Number of expandable	2	4	4	4	5	3	3	3	3	2
	Length of expandable	1550—2850mm	1,820—4,650mm	1,820—4,650mm	1,880—4,650mm	2,600—6,100mm	Max 9.0m	Max 9.0m	Max 9.2m	Max 9.4m	Max 9.5m
	Retracted LWH	880 x 420 x 1550mm	1080 x 780 x 1,660mm	1080 x 780 x 1,660mm	1080 x 780 x 1,660mm	1,160 x 830 x 1,800mm	4,570 x 1,550 x 1,500mm	4,570 x 1,650 x 1,900mm	4,570 x 1,750 x 2,100mm	4,670 x 1,750 x 2,200mm	5,300 x 2,000 x 2,400mm
	Maximum inclination	< 10°	< 10°	< 10°	< 10°	< 10°	< 10°	< 10°	< 10°	< 10°	< 10°
	Anti-wind	≤ 6	≤ 6	≤ 6	≤ 6	≤ 6	≤ 8	≤ 8	≤ 8	≤ 8	≤ 8
Total weight	79.5kg	125kg	135kg	142kg	239kg	950kg	1150kg	1250kg	1350kg	1550kg	



PREMIER FOOD AND MACHINERY.CO.LTD
68/76-77 Moo5 Rama2Rd., Jomthong Dist, Bangkok 10150 Thailand
Tel (66-2)476-6901, 477-1045, 476-9690, 877-0525-7



Certificate

LITEMAN is committed to developing practical lighting solutions and has received CE Certificate, ISO9001 Certificate, and ISO14001 Certificate.

